

EU TROFEO PIRELLI / APAC MUGELLO FINALE MONDIALE

Free Practice

Classification

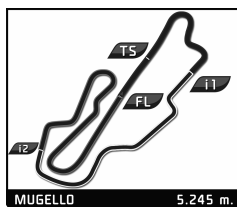
Nr.	Driver	Nat	Team	Car	Time	Lap	Total	Gap	Kph
1	55 "BABALUS"	ITA	Scuderia Autoropa	P EU	1:53.498	19	20	-	166.4
2	50 David GOSTNER	ITA	Ineco - MP Racing	P EU	1:53.712	19	20	+0.214	166.1
3	88 Florian MERCKX	BEL	Baron Service	P EU	1:53.793	19	21	+0.295	165.9
4	8 Dario CASO	ITA	Rossocorsa - Pellin Racing	P EU	1:53.819	19	19	+0.321	165.9
5	27 Alessandro VEZZONI	ITA	Rossocorsa - Pellin Racing	AM EU	1:53.903	18	20	+0.405	165.8
6	92 Sam SMEETH	GBR	Stratstone Ferrari	AM EU	1:54.043	18	20	+0.545	165.6
7	37 Jan DÁNIS	SVK	Scuderia Praha	P EU	1:54.085	21	21	+0.587	165.5
8	2 Alexey BASOV	RUS	AF Corse	P EU	1:54.163	22	23	+0.665	165.4
9	84 Bjorn GROSSMANN	DEU	Octane 126	P EU	1:54.621	23	24	+1.123	164.7
10	97 Tommaso ROCCA	ITA	Rossocorsa	AM EU	1:54.939	21	22	+1.441	164.3
11	46 Max BLANCARDI	ITA	Octane 126	P EU	1:55.174	24	25	+1.676	163.9
12	32 Andreas SEGLER	DEU	StileF Squadra Corse	AM EU	1:55.374	25	25	+1.876	163.7
13	95 Jiri PISARIK	CZE	Scuderia Praha	AM EU	1:55.429	12	17	+1.931	163.6
14	10 Henrik HEDMAN	SWE	Scuderia Autoropa	AM EU	1:55.513	16	21	+2.015	163.5
15	410 Renaldi HUTASOIT	IDN	Ferrari Jakarta	P APAC	1:55.655	14	21	+2.157	163.3
16	52 Renato DI AMATO	ITA	CDP	AM EU	1:55.677	24	24	+2.179	163.2
17	13 Martin NELSON	SWE	Scuderia Autoropa	AM EU	1:56.047	9	17	+2.549	162.7
18	66 Joe MACARI	GBR	StileF Squadra Corse	AM EU	1:56.050	15	22	+2.552	162.7
19	93 Nicolas STURZINGER	CHE	Foitek Racing	AM EU	1:56.052	14	17	+2.554	162.7
20	457 Tani HANNA	LBN	AF Corse	AM APAC	1:56.237	16	24	+2.739	162.4
21	477 Steve WYATT	AUS	Barbagallo Perth	P APAC	1:56.465	18	19	+2.967	162.1
22	65 Alexis DE BERNARDI	LUX	Kessel Racing	AM EU	1:56.528	21	23	+3.030	162.0
23	475 David TJIPTOBIANTORO	IDN	Ferrari Jakarta	P APAC	1:56.747	13	20	+3.249	161.7
24	449 Jung Hoon YOUN	KOR	FMK	AM APAC	1:57.060	16	24	+3.562	161.3
25	16 Sossio DEL PRETE	ITA	CDP	AM EU	1:57.719	18	19	+4.221	160.4
26	525 Tadakazu KOJIMA	JPN	Rosso Scuderia KK	S APAC	1:58.038	6	14	+4.540	160.0
27	459 Ziad GHANDOUR	LBN	Scuderia Lebanon	AM APAC	1:58.305	21	22	+4.807	159.6
28	417 Wei XU	CHN	CTF Group	AM APAC	1:58.864	7	12	+5.366	158.9
29	570 Xin JIN	CHN	Prestige Group	S APAC	1:58.949	8	18	+5.451	158.7
30	87 Peter KNOFLACH	CHE	Kessel Racing	AM EU	1:59.086	15	21	+5.588	158.6
31	507 Ken SETO	JPN	Rosso Scuderia KK	S APAC	1:59.242	19	19	+5.744	158.4
32	568 Yanbin XING	CHN	CTF Group	S APAC	1:59.904	23	23	+6.406	157.5
33	471 Robert ACER	USA	Ferrari Greater China	AM APAC	2:00.353	5	20	+6.855	156.9
34	523 Alan YEO	AUS	Barbagallo Perth	S APAC	2:01.728	12	18	+8.230	155.1
35	548 Bo SONG	CHN	CTF Group	S APAC	2:01.998	20	21	+8.500	154.8
36	505 Nan HU	CHN	CTF Group	S APAC	2:02.586	20	21	+9.088	154.0
37	516 Jing SHI	CHN	Ital Auto Shanghai	S APAC	2:05.110	15	17	+11.612	150.9
38	15 Nael ALAINABOUSI	JOR	Rossocorsa - Pellin Racing	AM EU	2:09.237	14	19	+15.739	146.1
39	41 Frederic Jean Marie FANGIO	FRA	AF Corse	AM EU	2:10.344	15	16	+16.846	144.9

Fastest Lap Lap 19 "BABALUS" 1:53.498 166.4 Kph

Published at:

Track Status: **DRY**

Race Director:	Timekeeper:
-----------------------	--------------------

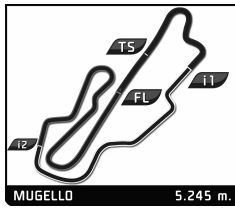


EU TROFEO PIRELLI / APAC MUGELLO FINALE MONDIALE

Free Practice

Best Sector Times

SECTOR 1			SECTOR 2		SECTOR 3		Pos	Driver	Ideal Lap	Best Lap
Pos	Driver	Time	Driver	Time	Driver	Time				
1	88 F.MERCKX	27.008	50 D.GOSTNER	35.219	27 A.VEZZONI	50.949	1	55 "BABALUS"	1'53.385	1:53.498 (1)
2	27 A.VEZZONI	27.040	55 "BABALUS"	35.243	55 "BABALUS"	51.020	2	50 D.GOSTNER	1'53.457	1:53.712 (2)
3	92 S.SMEETH	27.066	92 S.SMEETH	35.609	88 F.MERCKX	51.043	3	27 A.VEZZONI	1'53.608	1:53.903 (5)
4	8 D.CASO	27.081	37 J.DANIS	35.609	8 D.CASO	51.052	4	88 F.MERCKX	1'53.708	1:53.793 (3)
5	55 "BABALUS"	27.122	27 A.VEZZONI	35.619	50 D.GOSTNER	51.064	5	92 S.SMEETH	1'53.780	1:54.043 (6)
6	2 A.BASOV	27.145	88 F.MERCKX	35.657	37 J.DANIS	51.074	6	8 D.CASO	1'53.819	1:53.819 (4)
7	84 B.GROSSMANN	27.165	2 A.BASOV	35.675	92 S.SMEETH	51.105	7	37 J.DANIS	1'53.926	1:54.085 (7)
8	50 D.GOSTNER	27.174	8 D.CASO	35.686	2 A.BASOV	51.288	8	2 A.BASOV	1'54.108	1:54.163 (8)
9	95 J.PISARIK	27.210	84 B.GROSSMANN	35.826	84 B.GROSSMANN	51.428	9	84 B.GROSSMANN	1'54.419	1:54.621 (9)
10	37 J.DANIS	27.243	410 R.HUTASOIT	35.833	97 T.ROCCA	51.501	10	97 T.ROCCA	1'54.811	1:54.939 (10)
11	93 N.STURZINGER	27.253	97 T.ROCCA	35.927	46 M.BLANCARDI	51.569	11	46 M.BLANCARDI	1'55.047	1:55.174 (11)
12	46 M.BLANCARDI	27.358	10 H.HEDMAN	35.973	32 A.SEGLER	51.570	12	410 R.HUTASOIT	1'55.118	1:55.655 (15)
13	97 T.ROCCA	27.383	95 J.PISARIK	36.011	410 R.HUTASOIT	51.683	13	95 J.PISARIK	1'55.156	1:55.429 (13)
14	13 M.NELSON	27.424	52 R.DI AMATO	36.052	13 M.NELSON	51.844	14	32 A.SEGLER	1'55.205	1:55.374 (12)
15	52 R.DI AMATO	27.435	13 M.NELSON	36.106	52 R.DI AMATO	51.852	15	52 R.DI AMATO	1'55.339	1:55.677 (16)
16	32 A.SEGLER	27.436	46 M.BLANCARDI	36.120	65 A.DE BERNARDI	51.865	16	13 M.NELSON	1'55.374	1:56.047 (17)
17	477 S.WYATT	27.464	93 N.STURZINGER	36.128	95 J.PISARIK	51.935	17	10 H.HEDMAN	1'55.478	1:55.513 (14)
18	457 T.HANNA	27.511	66 J.MACARI	36.151	66 J.MACARI	51.940	18	93 N.STURZINGER	1'55.616	1:56.052 (19)
19	10 H.HEDMAN	27.542	32 A.SEGLER	36.199	10 H.HEDMAN	51.963	19	66 J.MACARI	1'55.754	1:56.050 (18)
20	410 R.HUTASOIT	27.602	477 S.WYATT	36.302	477 S.WYATT	52.125	20	477 S.WYATT	1'55.891	1:56.465 (21)
21	16 S.DEL PRETE	27.611	65 A.DE BERNARDI	36.470	457 T.HANNA	52.146	21	65 A.DE BERNARDI	1'56.046	1:56.528 (22)
22	475 D.TIPTOBANTORO	27.657	457 T.HANNA	36.580	93 N.STURZINGER	52.235	22	457 T.HANNA	1'56.237	1:56.237 (20)
23	66 J.MACARI	27.663	475 D.TIPTOBANTORO	36.607	475 D.TIPTOBANTORO	52.368	23	475 D.TIPTOBANTORO	1'56.632	1:56.747 (23)
24	65 A.DE BERNARDI	27.711	449 J.YOUN	36.779	449 J.YOUN	52.475	24	449 J.YOUN	1'57.035	1:57.060 (24)
25	417 W.XU	27.770	459 Z.GHANDOUR	36.985	16 S.DEL PRETE	52.758	25	16 S.DEL PRETE	1'57.363	1:57.719 (25)
26	449 J.YOUN	27.781	16 S.DEL PRETE	36.994	525 T.KOJIMA	52.866	26	525 T.KOJIMA	1'57.963	1:58.038 (26)
27	525 T.KOJIMA	27.942	525 T.KOJIMA	37.155	459 Z.GHANDOUR	53.176	27	459 Z.GHANDOUR	1'58.131	1:58.305 (27)
28	459 Z.GHANDOUR	27.970	87 P.KNOFLACH	37.293	570 X.JIN	53.192	28	417 W.XU	1'58.611	1:58.864 (28)
29	570 X.JIN	28.037	471 R.ACER	37.328	87 P.KNOFLACH	53.341	29	87 P.KNOFLACH	1'58.677	1:59.086 (30)
30	87 P.KNOFLACH	28.043	507 K.SETO	37.376	417 W.XU	53.353	30	570 X.JIN	1'58.882	1:58.949 (29)
31	568 Y.XING	28.347	417 W.XU	37.488	507 K.SETO	53.416	31	507 K.SETO	1'59.242	1:59.242 (31)
32	523 A.YEO	28.382	568 Y.XING	37.565	568 Y.XING	53.499	32	568 Y.XING	1'59.411	1:59.904 (32)
33	471 R.ACER	28.383	570 X.JIN	37.653	471 R.ACER	53.761	33	471 R.ACER	1'59.472	2:00.353 (33)
34	507 K.SETO	28.450	523 A.YEO	38.192	548 B.SONG	54.143	34	523 A.YEO	2'01.006	2:01.728 (34)
35	548 B.SONG	28.487	548 B.SONG	38.455	523 A.YEO	54.432	35	548 B.SONG	2'01.085	2:01.998 (35)
36	516 J.SHI	28.940	505 N.HU	38.916	505 N.HU	54.767	36	505 N.HU	2'02.912	2:02.586 (36)
37	505 N.HU	29.229	516 J.SHI	39.571	516 J.SHI	56.239	37	516 J.SHI	2'04.750	2:05.110 (37)
38	15 N.ALAINABOUSI	30.195	41 F.FANGIO	40.612	15 N.ALAINABOUSI	57.663	38	15 N.ALAINABOUSI	2'09.237	2:09.237 (38)
39	41 F.FANGIO	30.207	15 N.ALAINABOUSI	41.379	41 F.FANGIO	58.699	39	41 F.FANGIO	2'09.518	2:10.344 (39)

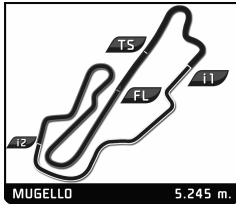


EU TROFEO PIRELLI / APAC MUGELLO FINALE MONDIALE

Free Practice

Best Top Speeds

Driver	Team		Top 1		Top 2		Top 3		Top 4		Top 5		Avg
			Kph	Lap	Kph	Lap	Kph	Lap	Kph	Lap	Kph	Lap	
16 Sossio DEL PRETE	CDP	AM EU	270.0	15	269.3	14	268.0	4	267.3	13	267.3	11	268,4
13 Martin NELSON	Scuderia Autoropa	AM EU	268.7	15	268.0	16	267.3	17	266.7	11	266.7	10	267,5
55 "BABALUS"	Scuderia Autoropa	P EU	268.7	14	268.0	5	267.3	20	267.3	19	267.3	11	267,7
46 Max BLANCARDI	Octane 126	P EU	268.7	25	268.7	24	268.7	23	268.7	13	268.0	17	268,6
95 Jiri PISARIK	Scuderia Praha	AM EU	268.7	17	268.0	13	268.0	8	267.3	6	267.3	16	267,9
93 Nicolas STURZINGER	Foitek Racing	AM EU	268.7	16	268.7	12	268.7	5	267.3	15	266.7	8	268,0
84 Bjorn GROSSMANN	Octane 126	P EU	268.7	24	268.7	12	268.7	10	268.0	13	268.0	9	268,4
92 Sam SMEETH	Stratstone Ferrari	AM EU	268.7	20	268.7	19	266.7	18	265.4	6	265.4	12	267,0
50 David GOSTNER	Ineco - MP Racing	P EU	268.7	20	268.0	18	267.3	19	267.3	6	267.3	12	267,7
477 Steve WYATT	Barbagallo Perth	P APAC	268.0	18	266.7	19	266.0	15	266.0	14	266.0	13	266,5
65 Alexis DE BERNARDI	Kessel Racing	AM EU	268.0	5	268.0	7	267.3	23	267.3	22	267.3	12	267,6
27 Alessandro VEZZONI	Rossocorsa - Pellin Racing	AM EU	267.3	20	266.0	19	266.0	18	265.4	15	264.7	17	265,9
32 Andreas SEGLER	StileF Squadra Corse	AM EU	267.3	23	267.3	6	266.7	16	266.7	7	266.0	25	266,8
449 Jung Hoon YOUN	FMK	AM APAC	267.3	8	266.7	7	266.0	22	266.0	17	266.0	19	266,4
10 Henrik HEDMAN	Scuderia Autoropa	AM EU	267.3	14	266.7	10	266.7	20	266.7	4	266.7	12	266,8
570 Xin JIN	Prestige Group	S APAC	266.7	8	266.0	5	266.0	7	265.4	10	265.4	13	265,9
568 Yanbin XING	CTF Group	S APAC	266.7	20	266.7	18	266.0	23	266.0	16	266.0	17	266,3
475 David TJIPTOBIANTORO	Ferrari Jakarta	P APAC	266.7	20	266.0	6	265.4	16	265.4	17	265.4	8	265,8
471 Robert ACER	Ferrari Greater China	AM APAC	266.7	19	265.4	9	264.7	13	264.1	18	263.4	12	264,9
8 Dario CASO	Rossocorsa - Pellin Racing	P EU	266.7	10	266.0	5	265.4	13	265.4	12	265.4	19	265,8
52 Renato DI AMATO	CDP	AM EU	266.0	4	265.4	7	264.7	5	264.7	12	264.1	9	265,0
457 Tani HANNA	AF Corse	AM APAC	266.0	7	264.7	18	264.7	4	264.7	6	264.7	22	265,0
88 Florian MERCKX	Baron Service	P EU	265.4	20	265.4	19	265.4	7	264.7	6	264.7	4	265,1
410 Renaldi HUTASOIT	Ferrari Jakarta	P APAC	265.4	19	264.7	16	264.1	5	264.1	10	263.4	21	264,3
87 Peter KNOFLACH	Kessel Racing	AM EU	265.4	20	265.4	15	264.7	16	264.1	21	264.1	7	264,7
516 Jing SHI	Ital Auto Shanghai	S APAC	265.4	17	265.4	15	264.7	8	264.7	11	264.1	3	264,9
2 Alexey BASOV	AF Corse	P EU	264.7	17	264.1	23	264.1	16	264.1	7	264.1	6	264,2
66 Joe MACARI	StileF Squadra Corse	AM EU	264.7	22	264.7	16	264.1	21	264.1	20	263.4	9	264,2
523 Alan YEO	Barbagallo Perth	S APAC	264.7	17	264.1	13	263.4	18	263.4	14	263.4	7	263,8
525 Tadakazu KOJIMA	Rosso Scuderia KK	S APAC	264.7	13	264.1	9	264.1	7	263.4	12	262.1	8	263,7
37 Jan DANIS	Scuderia Praha	P EU	264.7	11	264.1	4	263.4	15	263.4	21	262.8	6	263,7
417 Wei XU	CTF Group	AM APAC	264.7	9	263.4	7	261.5	5	259.6	8	258.4	11	261,5
548 Bo SONG	CTF Group	S APAC	264.1	21	264.1	11	263.4	9	261.5	8	260.2	15	262,7
505 Nan HU	CTF Group	S APAC	263.4	8	263.4	7	262.8	4	262.1	5	261.5	6	262,6
507 Ken SETO	Rosso Scuderia KK	S APAC	263.4	17	263.4	15	262.8	19	262.8	10	262.1	5	262,9
97 Tommaso ROCCA	Rossocorsa	AM EU	263.4	22	263.4	21	263.4	20	261.5	10	261.5	9	262,6
459 Ziad GHANDOUR	Scuderia Lebanon	AM APAC	259.0	20	258.4	3	258.4	7	257.8	15	257.8	21	258,3
41 Frederic Jean Marie FANGIO	AF Corse	AM EU	259.0	4	257.8	15	256.5	16	255.9	14	255.9	11	257,0
15 Nael ALAINABOUSI	Rossocorsa - Pellin Racing	AM EU	257.8	15	257.8	14	255.9	10	255.9	17	254.7	13	256,4

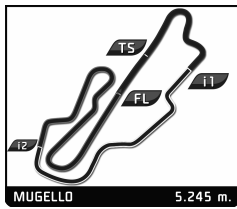


EU TROFEO PIRELLI / APAC MUGELLO FINALE MONDIALE

Free Practice

Fastest Lap Sequence

Practice Time	Driver	Team	Car	Class	Time	Kph	Lap
4:27.513	457 Tani HANNA	AF Corse		AM APAC	1:59.899	157.5	2
5:58.164	37 Jan DANIS	Scuderia Praha		P EU	1:58.576	159.2	3
6:25.627	457 Tani HANNA	AF Corse		AM APAC	1:58.114	159.9	3
7:34.152	50 David GOSTNER	Ineco - MP Racing		P EU	1:57.685	160.4	4
9:00.752	88 Florian MERCKX	Baron Service		P EU	1:55.261	163.8	3
14:50.594	88 Florian MERCKX	Baron Service		P EU	1:55.119	164.0	6
19:55.330	84 Bjorn GROSSMANN	Octane 126		P EU	1:55.077	164.1	8
29:36.572	37 Jan DANIS	Scuderia Praha		P EU	1:54.982	164.2	14
40:27.740	84 Bjorn GROSSMANN	Octane 126		P EU	1:54.756	164.5	17
55:57.272	88 Florian MERCKX	Baron Service		P EU	1:54.028	165.6	18
57:51.065	88 Florian MERCKX	Baron Service		P EU	1:53.793	165.9	19
58:14.202	55 "BABALUS"	Scuderia Autoropa		P EU	1:53.498	166.4	19



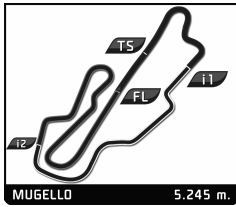
EU TROFEO PIRELLI / APAC
MUGELLO FINALE MONDIALE

Free Practice

Analysis

■ Personal Best ■ Session Best B Crossing the finish line in pit lane

Lap	Time	Sector 1	Sector 2	Sector 3	T. Spd	Elapsed	Lap	Time	Sector 1	Sector 2	Sector 3	T. Spd	Elapsed		
2	Alexey BASOV AF Corse						RUS	7	2:01.343	30.414	37.653	53.276	266.7	13:32.132	
1	33.276 B					33.276	8	1:58.066	27.768	37.003	53.295	266.7	15:30.198		
2	2:57.166	1:12.051	45.067	1:00.048	149.4	3:30.442	9	1:57.631	27.807	36.957	52.867	266.0	17:27.829		
3	2:02.750	28.717	38.998	55.035	260.9	5:33.192	10	3:18.100 B	27.978			266.7	20:45.929		
4	2:00.137	27.748	37.546	54.843	262.1	7:33.329	11	2:13.855	40.639	38.898	54.318	148.4	22:59.784		
5	2:02.703	29.237	39.814	53.652	226.9	9:36.032	12	2:03.235	27.925	37.630	57.680	266.7	25:03.019		
6	1:56.088	27.444	36.396	52.248	264.1	11:32.120	13	1:57.348	27.765	36.619	52.964	265.4	27:00.367		
7	2:18.559 B	27.852	36.921	1:13.786	264.1	13:50.679	14	11:51.261 B	28.392	37.851	...	267.3	38:51.628		
8	4:56.978	3:27.648	36.793	52.537	171.2	18:47.657	15	2:14.689	43.188	38.396	53.105	153.4	41:06.317		
9	1:57.400	27.579	37.415	52.406	262.8	20:45.057	16	1:55.513	27.542	35.973	51.998	263.4	43:01.830		
10	1:56.948	27.437	36.961	52.550	262.1	22:42.005	17	1:55.629	27.586	36.080	51.963	264.1	44:57.459		
11	1:57.287	27.849	36.865	52.573	261.5	24:39.292	18	7:31.123 B	34.276			212.2	52:28.582		
12	1:57.509	27.948	36.618	52.943	262.1	26:36.801	19	2:14.436	40.612	38.144	55.680	170.3	54:43.018		
13	1:57.313	27.627	36.836	52.850	261.5	28:34.114	20	1:59.693	27.606	37.902	54.185	266.7	56:42.711		
14	1:57.659	27.777	36.773	53.109	261.5	30:31.773	21	1:58.894	29.177	37.401	52.316	266.0	58:41.605		
15	1:56.582	27.502	36.739	52.341	261.5	32:28.355									
16	1:56.504	27.611	36.640	52.253	264.1	34:24.859									
17	1:57.004	27.730	36.720	52.554	264.7	36:21.863									
18	5:34.109 B	27.641	36.854	4:29.614	264.1	41:55.972									
19	3:00.034 B	43.202	42.784	1:34.048	161.9	44:56.006									
20	9:14.365	7:41.934	39.170	53.261	160.0	54:10.371									
21	1:54.932	27.485	36.159	51.288	262.1	56:05.303									
22	1:54.163	27.145	35.675	51.343	263.4	57:59.466									
23	1:54.760	27.285	36.116	51.359	264.1	59:54.226									
8	Dario CASO Rossocorsa - Pellin Racing						ITA	13	Martin NELSON Scuderia Autoropa						SWE
1	3:13.506	1:28.843	46.347	58.316	97.5	3:13.506	1	1:51.578 B					1:51.578		
2	2:06.471	31.173	39.723	55.575	225.0	5:19.977	2	2:43.472	1:09.395	39.844	54.233	161.0	4:35.050		
3	2:01.719	29.519	38.364	53.836	253.5	7:21.696	3	2:01.350	30.251	38.108	52.991	261.5	6:36.400		
4	2:03.764	30.868	37.516	55.380	261.5	9:25.460	4	2:00.664	28.517	36.975	55.172	242.7	8:37.064		
5	1:56.686	27.844	36.619	52.223	266.0	11:22.146	5	7:28.067 B	27.898	36.824	6:23.345	264.7	16:05.131		
6	1:56.133	27.764	36.626	51.743	264.1	13:18.279	6	2:16.026	43.111	38.511	54.404	131.5	18:21.157		
7	8:45.285 B	28.829		264.7	22:03.564		7	1:56.140	27.804	36.492	51.844	262.1	20:17.297		
8	2:16.148	43.609	38.834	53.705	113.9	24:19.712	8	1:56.880	28.250	36.357	52.273	265.4	22:14.177		
9	1:56.639	27.786	36.528	52.325	263.4	26:16.351	9	1:56.047	27.632	36.106	52.309	265.4	24:10.224		
10	1:59.051	27.873	37.941	53.237	266.7	28:15.402	10	1:56.230	27.424	36.716	52.090	266.7	26:06.454		
11	1:56.286	27.724	36.464	52.098	264.7	30:11.688	11	16:43.620 B	27.741	36.388	...	266.7	42:50.074		
12	1:56.368	27.848	36.397	52.123	265.4	32:08.056	12	2:10.805	40.308	36.881	53.616	163.4	45:00.879		
13	1:58.703	28.096	37.482	53.125	265.4	34:06.759	13	7:33.036 B	32.001			201.5	52:33.915		
14	1:56.460	27.899	36.548	52.013	264.7	36:03.219	14	2:10.404	40.507	37.865	52.032	174.2	54:44.319		
15	1:56.282	27.826	36.395	52.061	264.1	37:59.501	15	1:58.737	27.789	37.255	53.693	268.7	56:43.056		
16	14:13.338 B	29.133		264.1	52:12.839		16	1:59.242	29.081	38.081	52.080	268.0	58:42.298		
17	2:23.888	46.866	41.870	55.152	117.4	54:36.727	17	1:57.630	27.445	37.081	53.104	267.3	1:00:39.928		
18	1:54.579	27.476	35.771	51.332	263.4	56:31.306									
19	1:53.819	27.081	35.686	51.052	265.4	58:25.125									
10	Henrik HEDMAN Scuderia Autoropa						SWE	15	Nael ALAINBOUSI Rossocorsa - Pellin Racing						JOR
1	24.029 B					24.029	1	46.068 B					46.068		
2	3:05.319	1:15.894	49.358	1:00.067	115.5	3:29.348	2	3:10.700	1:19.583	47.212	1:03.905	158.8	3:56.768		
3	2:02.419	28.599	39.234	54.586	261.5	5:31.767	3	2:22.592	33.621	46.063	1:02.908	251.2	6:19.360		
4	2:00.727	28.120	38.284	54.323	266.7	7:32.494	4	2:22.454	34.501	45.600	1:02.353	212.6	8:41.814		
5	2:00.599	28.341	39.266	52.992	264.7	9:33.093	5	2:19.506	31.822	45.559	1:02.125	252.3	11:01.320		
6	1:57.696	27.920	36.890	52.886	265.4	11:30.789	6	2:19.226	33.704	44.134	1:01.388	213.9	13:20.546		
							7	9:29.494 B	31.785	43.248	8:14.461	247.7	22:50.040		
							8	3:13.935	59.672	58.635	1:15.628	99.2	26:03.975		
							9	2:38.404	39.326	52.268	1:06.810	169.5	28:42.379		
							10	2:17.610	31.883	43.537	1:02.190	255.9	30:59.989		
							11	2:16.564	30.914	44.780	1:00.870	249.4	33:16.553		
							12	2:16.461	32.153	43.726	1:00.582	247.7	35:33.014		
							13	2:14.160	31.125	43.708	59.327	254.7	37:47.174		
							14	2:09.237	30.195	41.379	57.663	257.8	39:56.411		
							15	6:20.843 B	30.410	42.092	5:08.341	257.8	46:17.254		
							16	8:06.852	6:18.478	46.337	1:02.037	157.0	54:24.106		
							17	2:16.264	32.559	42.531	1:01.174	255.9	56:40.370		
							18	2:17.805	31.296	44.862	1:01.647	254.1	58:58.175		
							19	2:15.897	31.040	43.777	1:01.080	254.7	1:01:14.072		

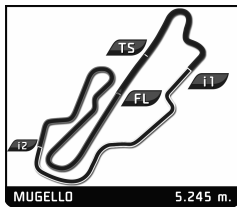


**EU TROFEO PIRELLI / APAC
MUGELLO FINALE MONDIALE**

Free Practice

Analysis

Lap	Time	Sector 1	Sector 2	Sector 3	T. Spd	Elapsed	Lap	Time	Sector 1	Sector 2	Sector 3	T. Spd	Elapsed
16 Sossio DEL PRETE							ITA						
CDP													
1	28.747 B					28.747	9	1:57.788	27.994	36.814	52.980	264.7	18:09.847
2	3:06.395	1:14.462	46.614	1:05.319	124.7	3:35.142	10	1:57.392	27.883	36.711	52.798	264.7	20:07.239
3	2:21.120	29.813	56.204	55.103	262.1	5:56.262	11	1:58.337	27.727	37.563	53.047	265.4	22:05.576
4	2:06.026	30.366	39.247	56.413	268.0	8:02.288	12	1:57.741	28.080	36.724	52.937	266.0	24:03.317
5	2:01.259	28.820	38.285	54.154	266.7	10:03.547	13	2:19.217 B	28.403	37.603	1:13.211	266.0	26:22.534
6	2:00.194	28.418	37.934	53.842	267.3	12:03.741	14	4:03.295	2:32.677	37.590	53.028	157.7	30:25.829
7	8:30.623 B	28.760	38.533	7:23.330	267.3	20:34.364	15	1:57.616	28.176	36.492	52.948	264.1	32:23.445
8	2:24.028	44.059	43.680	56.289	142.1	22:58.392	16	1:57.919	28.015	36.920	52.984	266.7	34:21.364
9	2:00.071	28.703	37.558	53.810	264.7	24:58.463	17	1:57.890	28.035	37.153	52.702	266.0	36:19.254
10	1:59.067	28.021	37.369	53.677	266.0	26:57.530	18	1:57.638	28.088	36.716	52.834	265.4	38:16.892
11	1:59.668	28.038	38.038	53.592	267.3	28:57.198	19	1:21.204 B	29.957			265.4	39:38.096
12	1:59.885	27.611	37.238	55.036	266.7	30:57.083	20	6:31.485 B	4:10.657	41.579	1:39.249	158.8	46:09.581
13	1:58.137	27.799	37.029	53.309	267.3	32:55.220	21	7:54.363	6:20.716	37.753	55.894	134.8	54:03.944
14	1:58.281	28.333	36.994	52.954	269.3	34:53.501	22	1:55.908	27.857	36.199	51.852	265.4	55:59.852
15	3:37.017 B	29.745			270.0	38:30.518	23	1:56.187	27.436	36.579	52.172	267.3	57:56.039
16	2:15.423	38.867	40.513	56.043	163.4	40:45.941	24	2:01.327	28.383	39.538	53.406	265.4	59:57.366
17	1:57.987	28.103	37.126	52.758	266.7	42:43.928	25	1:55.374	27.492	36.312	51.570	266.0	1:01:52.740
18	1:57.719	27.898	37.039	52.782	266.7	44:41.647							
19	9:50.973 B	32.477			261.5	54:32.620							
27 Alessandro VEZZONI							ITA						
Rossocorsa - Pellin Racing													
1	3:16.398 B					3:16.398	1	1:12.156 B					1:12.156
2	3:10.211	1:23.655	44.187	1:02.369	91.4	6:26.609	2	2:47.432	1:11.826	40.120	55.486	163.1	3:59.588
3	2:07.523	30.409	42.485	54.629	244.9	8:34.132	3	1:58.576	28.270	37.022	53.284	260.2	5:58.164
4	1:57.982	28.405	37.244	52.333	260.2	10:32.114	4	2:01.262	29.132	38.779	53.351	264.1	7:59.426
5	1:56.845	27.683	36.793	52.369	262.1	12:28.959	5	1:56.640	27.724	36.656	52.260	260.9	9:56.066
6	1:57.314	27.807	36.669	52.838	264.7	14:26.273	6	1:59.375	27.889	37.273	54.213	262.8	11:55.441
7	1:56.097	27.626	36.453	52.018	264.7	16:22.370	7	1:57.116	28.129	36.969	52.018	260.9	13:52.557
8	5:34.883 B	27.577			263.4	21:57.253	8	3:44.252 B	27.650			261.5	17:36.809
9	2:31.059	47.878	45.833	57.348	132.0	24:28.312	9	2:18.381	41.898	41.343	55.140	159.8	19:55.190
10	1:57.012	27.940	37.099	51.973	262.1	26:25.324	10	1:57.523	28.098	37.216	52.209	254.1	21:52.713
11	1:56.117	27.253	36.178	52.686	264.7	28:21.441	11	1:56.625	27.299	36.496	52.830	264.7	23:49.338
12	1:55.125	27.443	36.109	51.573	264.1	30:16.566	12	1:56.230	27.677	36.454	52.099	261.5	25:45.568
13	1:56.508	27.530	37.008	51.970	264.7	32:13.074	13	1:56.022	27.454	35.928	52.640	262.1	27:41.590
14	1:55.469	27.364	36.315	51.790	264.7	34:08.543	14	1:54.982	27.287	35.719	51.976	260.9	29:36.572
15	11:53.256 B	27.437			265.4	46:01.799	15	1:56.489	27.243	36.452	52.794	264.3	31:33.061
16	8:12.381	6:31.773	43.871	56.737	129.3	54:14.180	16	10:30.089 B	27.896	37.027	9:25.166	250.0	42:03.150
17	1:56.318	27.718	37.098	51.502	264.7	56:10.498	17	2:13.080	37.302	39.144	56.634	172.8	44:16.230
18	1:53.903	27.192	35.762	50.949	266.0	58:04.401	18	7:55.333 B	27.674			259.0	52:11.563
19	1:54.090	27.040	35.619	51.431	266.0	59:58.491	19	2:13.712	42.654	38.188	52.870	151.5	54:25.275
20	1:55.592	27.120	36.890	51.582	267.3	1:01:54.083	20	1:56.166	27.586	36.122	52.458	262.8	56:21.441
							21	1:54.085	27.402	35.609	51.074	263.4	58:15.526
41 Frederic Jean Marie FANGIO							FRA						
AF Corse													
1	21.751 B					21.751	1	21.751 B					21.751
2	3:13.474	1:17.245	49.635	1:06.594	112.4	3:35.225	2	3:13.474	1:17.245	49.635	1:06.594	112.4	3:35.225
3	2:18.881	32.479	43.768	1:02.634	233.3	5:54.106	3	2:18.881	32.479	43.768	1:02.634	233.3	5:54.106
4	10:59.742 B	5:45.262				16:53.848	4	10:59.742 B	5:45.262			259.0	16:53.848
5	3:03.720	52.757	56.736	1:14.227	118.8	19:57.568	5	3:03.720	52.757	56.736	1:14.227	118.8	19:57.568
6	2:30.284	35.344	44.223	1:10.717	247.1	22:27.852	6	2:30.284	35.344	44.223	1:10.717	247.1	22:27.852
7	2:11.348	31.002	41.312	59.034	249.4	24:39.200	7	2:11.348	31.002	41.312	59.034	249.4	24:39.200
8	2:10.413	31.034	40.612	58.767	253.5	26:49.613	8	2:10.413	31.034	40.612	58.767	253.5	26:49.613
9	12:39.352 B	30.948	40.734	...	255.9	39:28.965	9	12:39.352 B	30.948	40.734	...	255.9	39:28.965
10	2:47.723	53.101	51.439	1:03.183	137.2	42:16.688	10	2:47.723	53.101	51.439	1:03.183	137.2	42:16.688
11	2:31.218	33.913	48.703	1:08.602	255.9	44:47.906	11	2:31.218	33.913	48.703	1:08.602	255.9	44:47.906
12	7:18.993 B	42.908			136.4	52:06.899	12	7:18.993 B	42.908			136.4	52:06.899
13	2:29.947	46.633	42.985	1:00.329	144.6	54:36.846	13	2:29.947	46.633	42.985	1:00.329	144.6	54:36.846
32 Andreas SEGLER							DEU						
StileF Squadra Corse													
1	1:02.758 B					1:02.758							
2	2:59.740	1:14.359	44.063	1:01.318	118.9	4:02.498							
3	2:04.962	29.144	41.227	54.591	253.5	6:07.460							
4	1:59.400	28.468	37.449	53.483	264.1	8:06.860							
5	1:59.151	28.550	37.197	53.404	265.4	10:06.011							
6	2:02.566	27.910	37.612	57.044	267.3	12:08.577							
7	2:00.072	27.973	36.896	55.203	266.7	14:08.649							
8	2:03.410	29.745	40.074	53.591	257.8	16:12.059							



EU TROFEO PIRELLI / APAC MUGELLO FINALE MONDIALE

Free Practice

Analysis

■ Personal Best ■ Session Best ■ B Crossing the finish line in pit lane

Lap	Time	Sector 1	Sector 2	Sector 3	T. Spd	Elapsed	Lap	Time	Sector 1	Sector 2	Sector 3	T. Spd	Elapsed
14	2:14.410	30.828	44.883	58.699	255.9	56:51.256	52	Renato DI AMATO ITA CDP					
15	2:10.344	30.207	40.941	59.196	257.8	59:01.600							
16	2:11.606	30.759	40.845	1:00.002	256.5	1:01:13.206							

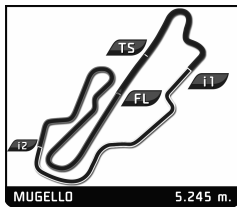
Lap	Time	Sector 1	Sector 2	Sector 3	T. Spd	Elapsed
46	Max BLANCARDI ITA Octane 126					
1	2:58.387 B	47.903	41.526	1:28.958	137.1	2:58.387
2	2:45.015	1:11.873	39.154	53.988	173.6	5:43.402
3	3:59.868 B	29.408			267.3	9:43.270
4	2:12.779	39.097	37.555	56.127	170.6	11:56.049
5	2:00.913	28.164	37.042	55.707	264.1	13:56.962
6	1:55.717	27.749	36.215	51.753	267.3	15:52.679
7	1:56.160	27.536	36.292	52.332	266.0	17:48.839
8	1:58.486	27.858	36.297	54.331	267.3	19:47.325
9	1:59.023	27.830	38.496	52.697	267.3	21:46.348
10	1:56.602	27.661	36.774	52.167	266.7	23:42.950
11	1:56.454	27.512	36.723	52.219	268.0	25:39.404
12	1:56.758	27.674	36.331	52.753	266.7	27:36.162
13	3:44.961 B	27.965	36.295	2:40.701	268.7	31:21.123
14	2:04.730	35.976	36.413	52.341	179.7	33:25.853
15	1:57.229	27.480	37.968	51.781	266.7	35:23.082
16	1:56.556	27.748	36.563	52.245	268.0	37:19.638
17	1:57.257	27.731	37.440	52.086	268.0	39:16.895
18	1:56.100	28.017	36.300	51.783	267.3	41:12.995
19	1:56.085	27.652	36.426	52.007	267.3	43:09.080
20	5:21.774 B	27.598	36.461	4:17.715	267.3	48:30.854
21	5:25.587	3:56.968	36.889	51.730	131.7	53:56.441
22	1:55.694	27.358	36.414	51.922	267.3	55:52.135
23	1:56.389	27.415	36.488	52.486	268.7	57:48.524
24	1:55.174	27.485	36.120	51.569	268.7	59:43.698
25	1:55.533	27.432	36.333	51.768	268.7	1:01:39.231

Lap	Time	Sector 1	Sector 2	Sector 3	T. Spd	Elapsed	
50	David GOSTNER ITA Ineco - MP Racing						
1	36.658 B						36.658
2	2:58.823	1:13.196	42.412	1:03.215	139.4	3:35.481	
3	2:00.986	29.658	38.056	53.272	257.8	5:36.467	
4	1:57.685	28.094	37.158	52.433	266.0	7:34.152	
5	2:00.612	28.709	40.165	51.738	231.3	9:34.764	
6	1:56.184	27.509	36.105	52.570	267.3	11:30.948	
7	4:12.643 B	28.194	36.579	3:07.870	258.4	15:43.591	
8	2:10.860	40.144	36.665	54.051	156.3	17:54.451	
9	1:57.419	27.738	36.449	53.232	265.4	19:51.870	
10	1:57.553	27.684	37.251	52.618	265.4	21:49.423	
11	1:55.660	27.603	36.125	51.932	266.0	23:45.083	
12	1:56.597	27.622	36.523	52.452	267.3	25:41.680	
13	1:56.411	27.850	36.388	52.173	265.4	27:38.091	
14	1:56.372	27.810	36.477	52.085	266.7	29:34.463	
15	1:56.577	27.673	36.772	52.132	266.0	31:31.040	
16	20:38.818 B	28.181			265.4	52:09.858	
17	2:14.998	43.941	38.039	53.018	143.0	54:24.856	
18	1:56.189	27.558	35.573	53.058	268.0	56:21.045	
19	1:53.712	27.329	35.219	51.164	267.3	58:14.757	
20	1:54.048	27.174	35.810	51.064	268.7	1:00:08.805	

Lap	Time	Sector 1	Sector 2	Sector 3	T. Spd	Elapsed	
1	53.128 B						53.128
2	3:04.442	1:17.481	48.910	58.051	133.3	3:57.570	
3	2:00.119	29.039	37.617	53.463	255.3	5:57.689	
4	2:03.816	30.087	38.720	55.009	266.0	8:01.505	
5	1:58.881	28.042	37.759	53.080	264.7	10:00.386	
6	1:57.402	27.864	36.669	52.869	264.1	11:57.788	
7	2:01.008	29.689	37.747	53.572	265.4	13:58.796	
8	1:57.664	28.039	36.811	52.814	264.1	15:56.460	
9	3:09.303 B	47.027			264.1	19:05.763	
10	2:13.724	38.479	40.092	55.153	166.2	21:19.487	
11	1:58.195	28.051	37.296	52.848	262.1	23:17.682	
12	4:50.315 B	28.186	37.389	3:44.740	264.7	28:07.997	
13	2:38.375	49.132	47.631	1:01.612	138.8	30:46.372	
14	2:08.418	30.998	42.866	54.554	256.5	32:54.790	
15	1:56.822	27.878	36.052	52.892	260.2	34:51.612	
16	1:56.968	27.435	37.115	52.418	263.4	36:48.580	
17	1:55.707	27.515	36.131	52.061	263.4	38:44.287	
18	4:09.333 B	27.571	37.424	3:04.338	263.4	42:53.620	
19	2:41.527 B	40.761	39.796	1:20.970	160.7	45:35.147	
20	8:16.405	6:46.206	37.478	52.721	160.7	53:51.552	
21	1:56.101	27.501	36.582	52.018	260.9	55:47.653	
22	1:55.963	27.528	36.381	52.054	262.1	57:43.616	
23	1:56.885	27.494	36.509	52.882	264.1	59:40.501	
24	1:55.677	27.567	36.258	51.852	261.5	1:01:36.178	

Lap	Time	Sector 1	Sector 2	Sector 3	T. Spd	Elapsed	
55	"BABALUS" ITA Scuderia Autoropa						
1	1:36.698 B						1:36.698
2	2:56.302	1:15.182	42.849	58.271	152.3	4:33.000	
3	2:11.360	33.660	40.225	57.475	211.8	6:44.360	
4	2:05.231	32.059	37.350	55.822	217.7	8:49.591	
5	1:58.778	28.573	37.378	52.827	268.0	10:48.369	
6	7:47.992 B	27.599	36.362	6:44.031	267.3	18:36.361	
7	2:24.032	46.880	41.348	55.804	104.9	21:00.393	
8	2:08.211	33.335	39.807	55.069	198.5	23:08.604	
9	1:58.867	29.274	37.449	52.144	244.9	25:07.471	
10	1:55.672	27.453	36.093	52.126	266.0	27:03.143	
11	1:57.864	28.003	36.322	53.539	267.3	29:01.007	
12	5:41.794 B	27.470	36.161	4:38.163	265.4	34:42.801	
13	2:09.998	40.590	37.101	52.307	168.2	36:52.799	
14	1:59.863	27.531	39.933	52.399	268.7	38:52.662	
15	4:31.775 B	27.359	35.811	3:28.605	266.7	43:24.437	
16	8:43.877 B	42.451	39.049	7:22.377	128.4	52:08.314	
17	2:16.100	43.272	39.646	53.182	158.1	54:24.414	
18	1:56.290	27.124	35.243	53.923	266.7	56:20.704	
19	1:53.498	27.122	35.356	51.020	267.3	58:14.202	
20	1:53.825	27.157	35.283	51.385	267.3	1:00:08.027	

Lap	Time	Sector 1	Sector 2	Sector 3	T. Spd	Elapsed	
65	Alexis DE BERNARDI LUX Kessel Racing						
1	3:06.118 B						3:06.118
2	3:09.955	1:29.515	43.969	56.471	68.9	6:16.073	
3	2:00.209	29.348	37.429	53.432	260.2	8:16.282	
4	1:58.790	28.253	37.575	52.962	265.4	10:15.072	



**EU TROFEO PIRELLI / APAC
MUGELLO FINALE MONDIALE**

Free Practice

Analysis

Personal Best Session Best B Crossing the finish line in pit lane

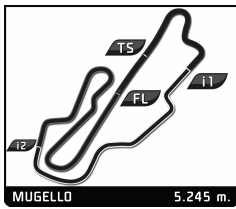
Lap	Time	Sector 1	Sector 2	Sector 3	T. Spd	Elapsed	Lap	Time	Sector 1	Sector 2	Sector 3	T. Spd	Elapsed
5	1:59.074	28.080	38.101	52.893	268.0	12:14.146	11	1:56.888	28.484	36.440	51.964	263.4	25:45.959
6	1:59.829	28.781	37.851	53.197	264.7	14:13.975	12	1:57.111	27.446	36.769	52.896	268.7	27:43.070
7	4:21.016 B	28.053	37.608	3:15.355	268.0	18:34.991	13	4:52.466 B	27.165	36.192	3:49.109	268.0	32:35.536
8	2:17.402	45.625	37.784	53.993	92.6	20:52.393	14	2:07.008	37.961	36.924	52.123	171.4	34:42.544
9	1:59.400	28.028	37.900	53.472	265.4	22:51.793	15	1:55.019	27.647	35.944	51.428	265.4	36:37.563
10	2:00.563	28.951	37.057	54.555	267.3	24:52.356	16	1:55.421	27.318	36.284	51.819	266.7	38:32.984
11	1:58.411	28.260	37.116	53.035	265.4	26:50.767	17	1:54.756	27.297	35.974	51.485	266.0	40:27.740
12	1:58.823	28.550	37.213	53.060	267.3	28:49.590	18	1:55.690	27.192	36.239	52.259	266.7	42:23.430
13	1:58.730	28.238	37.400	53.092	266.0	30:48.320	19	1:57.724	28.139	36.790	52.795	267.3	44:21.154
14	6:25.424 B	28.833			266.0	37:13.744	20	8:02.700 B	27.285			265.4	52:23.854
15	2:18.512	43.250	40.290	54.972	125.7	39:32.256	21	2:14.293	42.554	37.014	54.725	156.7	54:38.147
16	1:58.105	28.183	37.375	52.547	264.7	41:30.361	22	1:56.438	27.687	36.077	52.674	265.4	56:34.585
17	1:56.985	28.072	37.048	51.865	266.0	43:27.346	23	1:54.621	27.230	35.838	51.553	267.3	58:29.206
18	8:54.355 B	27.940	36.470	7:49.945	265.4	52:21.701	24	1:58.031	27.704	37.603	52.724	268.7	1:00:27.237
19	1:30.028 B	43.099			156.3	53:51.729							
20	2:07.522	37.227	38.144	52.151	173.4	55:59.251							
21	1:56.528	27.711	36.670	52.147	266.7	57:55.779							
22	1:56.959	27.884	36.663	52.412	267.3	59:52.738							
23	1:56.908	27.729	37.014	52.165	267.3	1:01:49.646							

Lap	Time	Sector 1	Sector 2	Sector 3	T. Spd	Elapsed
1	6:46.875 B					6:46.875
2	3:06.994	1:10.045	48.088	1:08.861	81.9	9:53.869
3	2:07.727	29.525	39.951	58.251	248.8	12:01.596
4	2:08.248	28.411	40.730	59.107	261.5	14:09.844
5	2:06.166	29.924	39.322	56.920	255.3	16:16.010
6	2:12.510	29.130	44.483	58.897	256.5	18:28.520
7	1:59.507	28.062	37.887	53.558	261.5	20:28.027
8	1:58.570	28.304	37.435	52.831	263.4	22:26.597
9	2:25.661 B	27.885	38.340	1:19.436	263.4	24:52.258
10	5:11.820	3:35.708	41.153	54.959	137.2	30:04.078
11	2:01.815	27.918	36.764	57.133	259.0	32:05.893
12	2:07.174	29.457	41.303	56.414	231.8	34:13.067
13	1:56.807	27.852	36.503	52.452	259.6	36:09.874
14	1:56.685	27.721	36.564	52.400	262.8	38:06.559
15	1:56.050	27.897	36.151	52.002	262.8	40:02.609
16	2:04.502	27.733	39.107	57.662	264.7	42:07.111
17	1:19.702 B	28.303			262.8	43:26.813
18	10:28.195	8:56.065	37.484	54.646	166.7	53:55.008
19	1:56.182	27.663	36.579	51.940	261.5	55:51.190
20	1:58.428	27.675	36.874	53.879	264.1	57:49.618
21	1:57.911	27.876	37.218	52.817	264.1	59:47.529
22	1:56.292	27.911	36.220	52.161	264.7	1:01:43.821

Lap	Time	Sector 1	Sector 2	Sector 3	T. Spd	Elapsed
1	3:02.212 B	49.802	39.963	1:32.447	141.4	3:02.212
2	4:54.571 B	1:10.894	39.363	3:04.314	177.6	7:56.783
3	2:17.181	46.344	37.002	53.835	160.2	10:13.964
4	1:56.326	27.481	36.839	52.006	266.0	12:10.290
5	1:58.540	27.707	36.040	54.793	265.4	14:08.830
6	1:55.547	28.242	35.826	51.479	260.9	16:04.377
7	1:55.876	28.383	35.973	51.520	265.4	18:00.253
8	1:55.077	27.304	35.960	51.813	265.4	19:55.330
9	1:56.174	27.379	36.782	52.013	268.0	21:51.504
10	1:57.567	27.343	36.586	53.638	268.7	23:49.071

Lap	Time	Sector 1	Sector 2	Sector 3	T. Spd	Elapsed
1	2:07.958 B					2:07.958
2	3:09.998	1:15.890	53.258	1:00.850	103.8	5:17.956
3	2:11.295	34.835	40.168	56.292	131.2	7:29.251
4	2:11.024	30.350	42.053	58.621	251.7	9:40.275
5	2:03.427	29.546	39.008	54.873	262.8	11:43.702
6	2:00.866	28.238	38.044	54.584	264.1	13:44.568
7	2:00.753	28.445	38.224	54.084	264.1	15:45.321
8	4:18.985 B	29.136	38.265	3:11.584	258.4	20:04.306
9	2:39.663	48.579	49.258	1:01.826	107.4	22:43.969
10	2:10.290	32.218	39.216	58.856	260.9	24:54.259
11	2:00.518	28.580	37.985	53.953	260.9	26:54.777
12	2:00.802	28.352	38.303	54.147	263.4	28:55.579
13	2:00.100	28.403	37.293	54.404	262.8	30:55.679
14	2:00.947	28.232	37.741	54.974	263.4	32:56.626
15	1:59.086	28.100	37.645	53.341	265.4	34:55.712
16	2:02.143	28.701	38.812	54.630	264.7	36:57.855
17	15:18.028 B	28.043	38.177	...	264.1	52:15.883
18	2:23.994	45.718	41.028	57.248	129.8	54:39.877
19	2:05.255	28.951	39.381	56.923	251.7	56:45.132
20	2:01.011	28.053	38.834	54.124	265.4	58:46.143
21	2:01.016	28.538	38.311	54.167	264.1	1:00:47.159

Lap	Time	Sector 1	Sector 2	Sector 3	T. Spd	Elapsed
1	2:03.604 B					2:03.604
2	5:01.887	3:31.244	38.207	52.436	153.6	7:05.491
3	1:55.261	27.537	35.996	51.728	260.9	9:00.752
4	1:58.498	27.502	36.050	54.946	264.7	10:59.250
5	1:56.225	27.948	36.661	51.616	264.7	12:55.475
6	1:55.119	27.361	36.004	51.754	264.7	14:50.594
7	1:56.235	27.476	36.282	52.477	265.4	16:46.829
8	1:55.738	27.806	36.232	51.700	262.8	18:42.567
9	2:15.698 B	27.615	37.529	1:10.554	264.7	20:58.265
10	2:06.540	37.245	36.430	52.865	168.0	23:04.805
11	1:56.636	27.404	35.870	53.362	264.1	25:01.441
12	1:55.615	27.375	35.879	52.361	264.7	26:57.056
13	2:16.039 B	27.476	38.478	1:10.085	263.4	29:13.095
14	9:29.248 B	6:26.057	40.365	2:22.826	170.9	38:42.343
15	4:51.932	3:14.883	41.992	55.057	151.0	43:34.275
16	2:55.249 B	27.996	37.271	1:49.982	261.5	46:29.524



EU TROFEO PIRELLI / APAC
MUGELLO FINALE MONDIALE

Free Practice

Analysis

■ Personal Best ■ Session Best B Crossing the finish line in pit lane

Lap	Time	Sector 1	Sector 2	Sector 3	T. Spd	Elapsed	Lap	Time	Sector 1	Sector 2	Sector 3	T. Spd	Elapsed
17	7:33.720	6:02.731	36.224	54.765	159.1	54:03.244	6	1:59.325	28.217	37.062	54.046	267.3	11:55.617
18	1:54.028	27.022	35.963	51.043	263.4	55:57.272	7	1:57.576	28.202	37.023	52.351	265.4	13:53.193
19	1:53.793	27.008	35.657	51.128	265.4	57:51.065	8	5:39.266 B	27.706	36.955	4:34.605	268.0	19:32.459
20	1:54.147	27.072	35.766	51.309	265.4	59:45.212	9	2:17.401	40.427	41.717	55.257	162.2	21:49.860
21	2:20.441 B	27.118	36.136	1:17.187	264.1	1:02:05.653	10	1:59.251	27.837	37.051	54.363	266.7	23:49.111

92 **Sam SMEETH** GBR
Stratstone Ferrari

1	2:46.401	1:10.451	40.262	55.688	148.6	2:46.401
2	3:50.211 B	29.592	39.314	2:41.305	245.5	6:36.612
3	2:10.181	40.673	36.666	52.842	172.0	8:46.793
4	1:57.587	27.621	37.532	52.434	264.7	10:44.380
5	1:55.837	27.786	35.777	52.274	264.7	12:40.217
6	6:35.492 B	27.755	36.670	5:31.067	265.4	19:15.709
7	2:11.805	41.073	37.081	53.651	166.7	21:27.514
8	1:55.794	27.645	36.221	51.928	264.7	23:23.308
9	1:57.402	27.670	36.330	53.402	265.4	25:20.710
10	1:55.985	27.793	36.277	51.915	262.8	27:16.695
11	1:55.956	27.696	36.046	52.214	264.7	29:12.651
12	5:51.729 B	28.742		265.4	35:04.380	
13	2:09.575	41.276	36.227	52.072	169.0	37:13.955
14	1:55.933	27.574	36.410	51.949	264.7	39:09.888
15	4:09.334 B	27.570		264.7	43:19.222	
16	3:20.199 B	45.314	42.982	1:51.903	145.6	46:39.421
17	7:27.559	5:56.560	38.427	52.572	166.4	54:06.980
18	1:54.043	27.329	35.609	51.105	266.7	56:01.023
19	1:57.944	27.066	36.040	54.838	268.7	57:58.967
20	2:07.488	27.292	36.163	1:04.033	268.7	1:00:06.455

93 **Nicolas STURZINGER** CHE
Foitek Racing

1	41.049 B					41.049
2	2:54.556	1:12.233	40.286	1:02.037	169.8	3:35.605
3	2:55.535 B	30.005	38.789	1:46.741	246.0	6:31.140
4	2:09.222	37.622	37.729	53.871	178.8	8:40.362
5	1:58.268	28.370	37.018	52.880	268.7	10:38.630
6	1:58.047	28.035	37.123	52.889	266.0	12:36.677
7	1:57.924	27.775	36.918	53.231	266.0	14:34.601
8	5:00.279 B	27.945	37.815	3:54.519	266.7	19:34.880
9	2:17.528	41.697	40.009	55.822	172.2	21:52.408
10	3:03.909 B	28.869	38.260	1:56.780	229.3	24:56.317
11	2:09.602	39.772	36.840	52.990	164.6	27:05.919
12	1:57.806	27.705	37.866	52.235	268.7	29:03.725
13	1:56.404	27.253	36.128	53.023	265.4	31:00.129
14	1:56.052	27.273	36.289	52.490	265.4	32:56.181
15	1:57.574	27.727	37.020	52.827	267.3	34:53.755
16	1:58.566	28.799	37.508	52.259	268.7	36:52.321
17	5:27.708 B	27.445	37.709	4:22.554	265.4	42:20.029

95 **Jiri PISARIK** CZE
Scuderia Praha

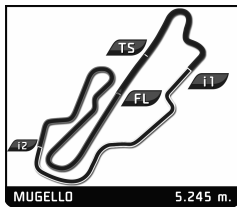
1	1:06.127 B					1:06.127
2	2:51.567	1:15.360	40.432	55.775	163.1	3:57.694
3	2:00.091	29.255	37.698	53.138	257.1	5:57.785
4	2:00.256	29.139	38.461	52.656	264.7	7:58.041
5	1:58.251	27.846	37.253	53.152	266.7	9:56.292

97 **Tommaso ROCCA** ITA
Rossocorsa

1	2:40.504 B					2:40.504
2	3:07.730	1:24.299	44.117	59.314	118.2	5:48.234
3	2:03.009	29.534	38.656	54.819	256.5	7:51.243
4	2:00.219	29.201	37.654	53.364	257.8	9:51.462
5	4:38.749 B	30.239			221.8	14:30.211
6	2:22.751	44.072	43.017	55.662	128.0	16:52.962
7	1:56.640	28.407	36.359	51.874	259.6	18:49.602
8	1:59.721	27.717	37.170	54.834	260.2	20:49.323
9	2:01.850	28.135	39.502	54.213	261.5	22:51.173
10	5:08.306 B	27.761	36.722	4:03.823	261.5	27:59.479
11	2:10.350	38.851	37.957	53.542	165.4	30:09.829
12	1:56.385	28.070	36.536	51.779	260.2	32:06.214
13	1:56.031	27.919	36.140	51.972	260.2	34:02.245
14	3:27.185 B	29.061			260.2	37:29.430
15	2:22.394	46.045	40.352	55.997	141.5	39:51.824
16	1:56.578	28.093	36.755	51.730	259.6	41:48.402
17	2:09.826	31.236	40.760	57.830	246.0	43:58.228
18	8:01.125 B	27.780	35.970	6:57.375	260.2	51:59.353
19	2:26.837	42.757	41.120	1:02.960	149.2	54:26.190
20	1:56.004	27.956	35.927	52.121	263.4	56:22.194
21	1:54.939	27.383	36.055	51.501	263.4	58:17.133
22	1:55.648	27.625	36.264	51.759	263.4	1:00:12.781

410 **Renaldi HUTASOIT** IDN
Ferrari Jakarta

1	2:13.539 B					2:13.539
2	2:53.529	1:12.214	42.147	59.168	139.0	5:07.068
3	1:59.789	29.312	37.556	52.921	258.4	7:06.857
4	1:57.054	28.102	36.429	52.523	262.8	9:03.911
5	3:57.473 B	28.027	36.535	2:52.911	264.1	13:01.384
6	2:27.474	53.868	40.314	53.292	145.6	15:28.858
7	1:57.010	28.011	36.795	52.204	262.8	17:25.868
8	1:59.039	27.837	38.103	53.099	263.4	19:24.907
9	1:58.675	27.976	37.570	53.129	263.4	21:23.582
10	1:57.242	27.908	36.780	52.554	264.1	23:20.824
11	6:41.748 B	28.068	36.724	5:36.956	263.4	30:02.572
12	2:34.005	51.631	44.155	58.219	115.1	32:36.577
13	1:58.059	28.227	36.369	53.463	262.1	34:34.636
14	1:55.655	28.139	35.833	51.683	255.9	36:30.291
15	1:55.754	27.602	35.956	52.196	263.4	38:26.045
16	4:35.168 B	27.766	36.049	3:31.353	264.7	43:01.213
17	9:18.550 B	40.695	36.514	8:01.341	154.5	52:19.763



**EU TROFEO PIRELLI / APAC
MUGELLO FINALE MONDIALE**

Free Practice

Analysis

■ Personal Best
 ■ Session Best
 ■ B Crossing the finish line in pit lane

Lap	Time	Sector 1	Sector 2	Sector 3	T. Spd	Elapsed	Lap	Time	Sector 1	Sector 2	Sector 3	T. Spd	Elapsed
18	2:18.979	44.492	38.743	55.744	162.2	54:38.742	8	1:23.749B	30.541			263.4	15:32.279
19	1:58.781	29.077	36.440	53.264	265.4	56:37.523	9	2:11.140	40.229	37.271	53.640	160.5	17:43.419
20	1:56.356	27.728	36.380	52.248	263.4	58:33.879	10	1:59.549	28.001	38.275	53.273	262.1	19:42.968
21	1:56.909	27.799	36.504	52.606	263.4	1:00:30.788	11	1:59.208	28.503	37.280	53.425	262.1	21:42.176

417 **Wei XU** CHN
CTF Group

Lap	Time	Sector 1	Sector 2	Sector 3	T. Spd	Elapsed
1	2:45.010	1:03.550	43.142	58.318	137.8	2:45.010
2	2:06.894	30.293	41.372	55.229	213.0	4:51.904
3	2:02.448	29.156	39.039	54.253	254.1	6:54.352
4	2:01.841	29.086	38.699	54.056	248.3	8:56.193
5	2:02.934	28.268	38.183	56.483	261.5	10:59.127
6	2:02.680	30.869	37.983	53.828	214.3	13:01.807
7	1:58.864	28.023	37.488	53.353	263.4	15:00.671
8	1:59.214	27.888	37.855	53.471	259.6	16:59.885
9	1:58.914	27.770	37.789	53.355	264.7	18:58.799
10	2:02.343	27.987	38.644	55.712	258.4	21:01.142
11	5:44.446B	29.370	37.654	4:37.422	258.4	26:45.588
12	14:07.599B	45.962	43.001	...	127.2	40:53.187

449 **Jung Hoon YOUN** KOR
FMK

Lap	Time	Sector 1	Sector 2	Sector 3	T. Spd	Elapsed
1	1:18.017B					1:18.017
2	2:51.290	1:14.701	40.798	55.791	147.9	4:09.307
3	2:02.357	28.470	38.964	54.923	262.8	6:11.664
4	2:01.038	29.745	37.776	53.517	257.1	8:12.702
5	2:04.214	29.583	37.586	57.045	262.1	10:16.916
6	1:58.950	27.962	37.991	52.997	264.7	12:15.866
7	1:59.035	27.980	37.780	53.275	266.7	14:14.901
8	2:01.589	28.176	37.674	55.739	267.3	16:16.490
9	2:04.498	29.079	39.283	56.136	244.9	18:20.988
10	2:00.523	29.557	37.540	53.426	215.6	20:21.511
11	2:01.915	29.140	37.787	54.988	265.4	22:23.426
12	2:03.126	28.086	40.450	54.590	264.7	24:26.552
13	5:25.106B	28.182	37.800	4:19.124	262.8	29:51.658
14	2:28.246	49.677	41.397	57.172	144.8	32:19.904
15	1:57.700	28.167	36.931	52.602	262.8	34:17.604
16	1:57.060	27.806	36.779	52.475	265.4	36:14.664
17	1:57.860	27.858	37.016	52.986	266.0	38:12.524
18	1:58.387	28.295	37.072	53.020	265.4	40:10.911
19	1:59.464	28.677	37.246	53.541	266.0	42:10.375
20	10:31.960B	28.712	38.195	9:25.053	264.7	52:42.335
21	2:15.458	44.435	37.552	53.471	135.2	54:57.793
22	1:59.655	27.781	38.382	53.492	266.0	56:57.448
23	2:04.752	29.195	38.059	57.498	265.4	59:02.200
24	2:00.896	29.357	38.943	52.596	242.2	1:01:03.096

457 **Tani HANNA** LBN
AF Corse

Lap	Time	Sector 1	Sector 2	Sector 3	T. Spd	Elapsed
1	2:27.614	50.712	40.612	56.290	161.0	2:27.614
2	1:59.899	28.263	38.563	53.073	262.8	4:27.513
3	1:58.114	27.900	37.312	52.902	262.8	6:25.627
4	1:20.281B	29.069		264.7	7:45.908	
5	2:19.411	47.689	38.381	53.341	74.9	10:05.319
6	1:59.268	28.251	37.684	53.333	264.7	12:04.587
7	2:03.943	28.434	38.371	57.138	266.0	14:08.530

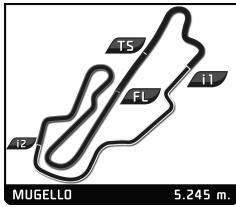
12	1:58.449	27.977	37.287	53.185	262.1	23:40.625
13	6:17.047B	28.060	38.017	5:10.970	262.1	29:57.672
14	2:28.966	50.192	40.987	57.787	103.5	32:26.638
15	1:57.681	27.919	37.031	52.731	262.1	34:24.319
16	1:56.237	27.511	36.580	52.146	263.4	36:20.556
17	1:57.096	27.562	36.828	52.706	262.8	38:17.652
18	1:58.334	28.079	37.084	53.171	264.7	40:15.986
19	1:58.636	27.895	37.378	53.363	263.4	42:14.622
20	10:33.328B	28.043	37.944	9:27.341	262.8	52:47.950
21	2:14.415	41.271	39.809	53.335	164.4	55:02.365
22	1:58.666	28.099	37.622	52.945	264.7	57:01.031
23	2:00.624	28.374	38.176	54.074	264.1	59:01.655
24	2:02.919	28.436	39.177	55.306	263.4	1:01:04.574

459 **Ziad GHANDOUR** LBN
Scuderia Lebanon

Lap	Time	Sector 1	Sector 2	Sector 3	T. Spd	Elapsed
1	2:33.698	57.107	40.809	55.782	157.2	2:33.698
2	2:01.880	28.752	39.005	54.123	257.1	4:35.578
3	5:54.349B	28.553			258.4	10:29.927
4	2:28.112	56.846	38.090	53.176	168.5	12:58.039
5	1:58.614	27.970	37.235	53.409	256.5	14:56.653
6	1:58.908	28.215	37.319	53.374	256.5	16:55.561
7	1:58.919	27.999	37.257	53.663	258.4	18:54.480
8	7:25.650B	28.329			255.3	26:20.130
9	2:14.553	39.837	38.321	56.395	170.1	28:34.683
10	2:00.968	28.194	37.401	55.373	255.9	30:35.651
11	1:59.416	28.481	37.051	53.884	251.7	32:35.067
12	1:59.123	28.459	36.985	53.679	255.3	34:34.190
13	2:00.073	29.276	37.367	53.430	254.7	36:34.263
14	1:59.522	28.201	37.436	53.885	257.1	38:33.785
15	1:59.017	28.156	37.233	53.628	257.8	40:32.802
16	1:58.783	28.331	37.094	53.358	256.5	42:31.585
17	2:03.430	28.163	37.912	57.355	257.1	44:35.015
18	7:51.179B	31.777			255.9	52:26.194
19	2:13.420	40.587	38.187	54.646	157.2	54:39.614
20	2:00.168	28.724	37.327	54.117	259.0	56:39.782
21	1:58.305	28.057	37.020	53.228	257.8	58:38.087
22	1:58.827	28.366	37.056	53.405	257.1	1:00:36.914

471 **Robert ACER** USA
Ferrari Greater China

Lap	Time	Sector 1	Sector 2	Sector 3	T. Spd	Elapsed
1	3:15.211	1:30.285	46.248	58.678	114.0	3:15.211
2	2:05.136	30.820	39.224	55.092	218.2	5:20.347
3	2:05.612	29.709	40.313	55.590	248.8	7:25.959
4	2:02.773	30.597	37.647	54.529	263.4	9:28.732
5	2:00.353	28.609	37.571	54.173	263.4	11:29.085
6	2:01.567	29.057	38.459	54.051	262.8	13:30.652
7	3:36.919B	28.835	39.100	2:28.984	263.4	17:07.571
8	2:19.351	44.206	39.728	55.417	158.8	19:26.922
9	2:02.535	29.055	37.347	56.133	265.4	21:29.457
10	2:01.130	28.383	37.328	55.419	263.4	23:30.587
11	2:02.033	29.064	39.208	53.761	261.5	25:32.620
12	2:02.658	28.875	37.993	55.790	263.4	27:35.278



**EU TROFEO PIRELLI / APAC
MUGELLO FINALE MONDIALE**

Free Practice

Analysis

■ Personal Best ■ Session Best B Crossing the finish line in pit lane

Lap	Time	Sector 1	Sector 2	Sector 3	T. Spd	Elapsed	Lap	Time	Sector 1	Sector 2	Sector 3	T. Spd	Elapsed
13	2:00.810	28.776	38.218	53.816	264.7	29:36.088	1	2:35.881 B					2:35.881
14	2:02.424	30.140	37.726	54.558	220.9	31:38.512	2	3:07.221	1:21.049	44.801	1:01.371	146.7	5:43.102
15	2:00.431	28.396	37.540	54.495	263.4	33:38.943	3	2:10.442	30.813	41.657	57.972	224.5	7:53.544
16	2:00.819	28.829	37.579	54.411	260.9	35:39.762	4	2:17.464	30.468	45.216	1:01.780	262.8	10:11.008
17	2:01.570	29.019	38.777	53.774	261.5	37:41.332	5	2:10.879	29.537	44.146	57.196	262.1	12:21.887
18	2:00.738	28.932	37.802	54.004	264.1	39:42.070	6	2:09.081	29.433	42.065	57.583	261.5	14:30.968
19	2:02.935	28.485	37.686	56.764	266.7	41:45.005	7	2:06.969	29.658	41.712	55.599	263.4	16:37.937
20	2:00.378	28.618	37.960	53.800	263.4	43:45.383	8	2:02.912	29.229	38.916	54.767	263.4	18:40.849
							9	2:14.084					20:54.933
							10	2:09.948					23:04.881
							11	2:57.286 B					26:02.167
							12	2:22.440					28:24.607
							13	2:12.378					30:36.985
							14	2:05.275					32:42.260
							15	2:05.627					34:47.887
							16	2:04.385					36:52.272
							17	7:36.258 B					44:28.530
							18	8:51.300 B					53:19.830
							19	2:16.113					55:35.943
							20	2:02.586					57:38.529
							21	2:28.385					1:00:06.914

475 David TJIPTOBIANTORO IDN
Ferrari Jakarta

1	2:17.645 B					2:17.645
2	2:53.068	1:13.892	43.393	55.783	121.9	5:10.713
3	2:00.561	28.452	38.385	53.724	262.8	7:11.274
4	1:58.665	28.347	37.538	52.780	262.8	9:09.939
5	1:57.872	28.076	36.937	52.859	264.7	11:07.811
6	2:05.711	28.693	42.822	54.196	266.0	13:13.522
7	1:58.551	28.205	36.967	53.379	264.1	15:12.073
8	1:57.488	27.917	36.854	52.717	265.4	17:09.561
9	1:59.543	28.019	37.443	54.081	264.7	19:09.104
10	4:38.791 B	28.426		264.1		23:47.895
11	2:32.431	44.221	48.320	59.890	139.2	26:20.326
12	2:02.079	28.189	38.100	55.790	262.8	28:22.405
13	1:56.747	27.772	36.607	52.368	263.4	30:19.152
14	1:58.516	28.322	37.092	53.102	264.7	32:17.668
15	1:58.648	27.950	36.942	53.756	264.7	34:16.316
16	1:57.426	27.747	36.927	52.752	265.4	36:13.742
17	17:20.414 B	27.725	40.100	...	265.4	53:34.156
18	2:21.043	41.882	44.130	55.031	140.6	55:55.199
19	1:58.437	27.677	37.699	53.061	264.7	57:53.636
20	1:57.915	27.657	37.030	53.228	266.7	59:51.551

477 Steve WYATT AUS
Barbagallo Perth

1	1:45.944 B					1:45.944
2	3:00.261	1:16.167	44.663	59.431	152.3	4:46.205
3	2:02.857	29.535	38.928	54.394	253.5	6:49.062
4	1:59.354	29.271	37.163	52.920	260.9	8:48.416
5	1:59.080	28.889	37.731	52.460	263.4	10:47.496
6	1:56.578	27.907	36.302	52.369	265.4	12:44.074
7	2:05.690	30.058	40.666	54.966	235.3	14:49.764
8	1:57.063	27.686	36.503	52.874	262.1	16:46.827
9	1:57.467	28.597	36.481	52.389	258.4	18:44.294
10	14:17.735 B	27.929		264.1		33:02.029
11	2:18.960	41.376	40.145	57.439	154.7	35:20.989
12	2:00.616	30.725	36.895	52.996	259.0	37:21.605
13	2:01.526	28.326	38.103	55.097	266.0	39:23.131
14	1:58.433	27.766	37.670	52.997	266.0	41:21.564
15	1:57.984	27.593	37.298	53.093	266.0	43:19.548
16	8:54.281 B	28.032	36.497	7:49.752	264.1	52:13.829
17	2:15.063	44.229	38.394	52.440	120.4	54:28.892
18	1:56.465	27.915	36.425	52.125	268.0	56:25.357
19	1:56.578	27.464	36.875	52.239	266.7	58:21.935

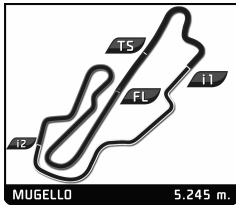
505 Nan HU CHN
CTF Group

507 Ken SETO JPN
Rosso Scuderia KK

1	1:23.595 B					1:23.595
2	2:53.383	1:12.946	42.347	58.090	164.4	4:16.978
3	2:04.491	29.827	38.792	55.872	259.0	6:21.469
4	2:18.542	32.885	45.801	59.856	224.1	8:40.011
5	2:09.532	30.958	40.455	58.119	262.1	10:49.543
6	2:03.946	29.680	38.764	55.502	261.5	12:53.489
7	5:36.568 B	28.920	39.504	4:28.144	262.1	18:30.057
8	2:32.705	51.914	41.937	58.854	66.9	21:02.762
9	2:04.854	30.095	38.483	56.276	261.5	23:07.616
10	9:31.171 B	29.331			262.8	32:38.787
11	2:13.719	38.622	39.682	55.415	172.5	34:52.506
12	2:07.516	28.841	38.618	1:00.057	261.5	37:00.022
13	4:07.842 B	29.919			247.1	41:07.864
14	2:13.989	39.245	39.098	55.646	170.1	43:21.853
15	9:16.032 B	28.656	39.187	8:08.189	263.4	52:37.885
16	2:14.358	39.015	38.299	57.044	170.3	54:52.243
17	2:04.584	28.698	39.813	56.073	263.4	56:56.827
18	2:04.318	29.299	37.389	57.630	253.5	59:01.145
19	1:59.242	28.450	37.376	53.416	262.8	1:01:00.387

516 Jing SHI CHN
Ital Auto Shanghai

1	2:24.050 B					2:24.050
2	2:55.291	1:13.980	42.601	58.710	136.4	5:19.341
3	2:09.470	29.886	40.890	58.694	264.1	7:28.811
4	2:17.272	33.505	44.500	59.267	244.3	9:46.083
5	2:10.396	29.759	41.141	59.496	262.8	11:56.479
6	2:11.858	31.407	42.549	57.902	248.3	14:08.337
7	2:07.347	29.989	39.770	57.588	263.4	16:15.684
8	2:06.797	28.940	40.012	57.845	264.7	18:22.481
9	18:36.030 B	29.977		261.5		36:58.511
10	2:29.582	42.626	43.736	1:03.220	148.8	39:28.093
11	2:17.584	30.535	43.596	1:03.453	264.7	41:45.677



**EU TROFEO PIRELLI / APAC
MUGELLO FINALE MONDIALE**

Free Practice

Analysis

■ Personal Best ■ Session Best B Crossing the finish line in pit lane

Lap	Time	Sector 1	Sector 2	Sector 3	T. Spd	Elapsed	Lap	Time	Sector 1	Sector 2	Sector 3	T. Spd	Elapsed
12	2:16.614	30.552	41.660	1:04.402	264.1	44:02.291	10	2:02.910	28.764	39.284	54.862	260.2	26:51.592
13	8:29.088B	29.491			260.9	52:31.379	11	3:57.282B	29.375			264.1	30:48.874
14	2:20.264	42.852	40.733	56.679	144.0	54:51.643	12	9:08.398B	45.020	46.714	7:36.664	172.8	39:57.272
15	2:05.110	29.102	39.679	56.329	265.4	56:56.753	13	2:24.770	45.765	42.204	56.801	168.5	42:22.042
16	2:08.523	31.695	40.589	56.239	262.8	59:05.276	14	2:06.909	30.815	40.278	55.816	259.0	44:28.951
17	2:08.814	29.069	39.571	1:00.174	265.4	1:01:14.090	15	2:25.801B	29.022			260.2	46:54.752
							16	2:26.218B					49:20.970
							17	2:35.209B					51:56.179
							18	2:21.792	44.042	41.182	56.568	161.2	54:17.971
							19	2:04.688	28.630	39.758	56.300	260.2	56:22.659
							20	2:01.998	28.487	38.455	55.056	259.6	58:24.657
							21	2:02.620	29.205	39.013	54.402	264.1	1:00:27.277

523 Alan YEO AUS
Barbagallo Perth

1	12:58.641B					12:58.641
2	2:40.892	56.921	45.281	58.690	140.1	15:39.533
3	2:03.900	29.108	39.512	55.280	259.6	17:43.433
4	2:05.193	29.364	39.018	56.811	235.8	19:48.626
5	2:11.987	29.126	45.302	57.559	262.1	22:00.613
6	2:03.320	29.017	38.930	55.373	261.5	24:03.933
7	2:02.221	29.001	38.788	54.432	263.4	26:06.154
8	4:57.575B	31.825			185.6	31:03.729
9	2:23.656	43.782	40.140	59.734	134.5	33:27.385
10	2:04.658	29.342	39.460	55.856	259.0	35:32.043
11	2:02.799	28.968	38.755	55.076	262.1	37:34.842
12	2:01.728	28.647	38.192	54.889	262.8	39:36.570
13	2:09.832	28.382	38.392	1:03.058	264.1	41:46.402
14	10:49.715B	30.123			263.4	52:36.117
15	2:17.286	39.660	41.777	55.849	168.7	54:53.403
16	2:05.381	28.868	39.510	57.003	262.8	56:58.784
17	2:06.889	30.864	40.105	55.920	264.7	59:05.673
18	2:11.282	29.090	39.903	1:02.289	263.4	1:01:16.955

525 Tadakazu KOJIMA JPN
Rosso Scuderia KK

1	1:30.318B					1:30.318
2	2:50.833	1:11.058	42.757	57.018	153.8	4:21.151
3	2:02.518	29.098	38.816	54.604	261.5	6:23.669
4	2:05.029	30.990	39.659	54.380	248.8	8:28.698
5	1:59.615	28.522	37.683	53.410	261.5	10:28.313
6	1:58.038	27.966	37.206	52.866	262.1	12:26.351
7	1:59.682	27.942	38.221	53.519	264.1	14:26.033
8	1:58.999	28.848	37.155	52.996	262.1	16:25.032
9	15:05.656B	28.779			264.1	31:30.688
10	2:14.094	40.742	38.830	54.522	162.2	33:44.782
11	1:59.110	28.471	37.360	53.279	260.9	35:43.892
12	1:59.502	28.279	37.380	53.843	263.4	37:43.394
13	2:02.757	28.206	37.518	57.033	264.7	39:46.151
14	12:31.447B	30.217			261.5	52:17.598

548 Bo SONG CHN
CTF Group

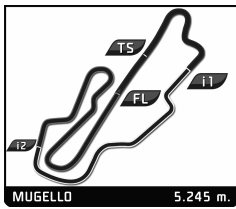
1	4:04.824B					4:04.824
2	3:08.862	1:22.159	43.904	1:02.799	131.7	7:13.686
3	4:39.647B	32.009	42.365	3:25.273	225.5	11:53.333
4	2:35.171	50.353	44.152	1:00.666	114.6	14:28.504
5	2:06.720	29.561	40.313	56.846	258.4	16:35.224
6	2:03.814	29.115	39.765	54.934	257.1	18:39.038
7	2:03.518	28.853	39.285	55.380	260.2	20:42.556
8	2:02.742	28.817	39.782	54.143	261.5	22:45.298
9	2:03.384	29.046	39.574	54.764	263.4	24:48.682

568 Yanbin XING CHN
CTF Group

1	2:29.670B					2:29.670
2	2:59.731	1:20.846	42.089	56.796	110.0	5:29.401
3	2:03.794	29.349	39.128	55.317	261.5	7:33.195
4	2:06.536	32.111	39.587	54.838	202.6	9:39.731
5	2:01.962	28.927	38.820	54.215	264.7	11:41.693
6	2:01.950	28.646	38.543	54.761	265.4	13:43.643
7	2:00.901	28.747	37.876	54.278	264.7	15:44.544
8	4:53.915B	31.941	39.362	3:42.612	227.8	20:38.459
9	2:36.834	57.227	42.593	57.014	78.5	23:15.293
10	2:06.230	29.117	40.398	56.715	262.8	25:21.523
11	2:03.755	29.208	39.408	55.139	264.1	27:25.278
12	2:03.131	28.918	39.264	54.949	264.1	29:28.409
13	2:01.641	28.749	38.293	54.599	264.7	31:30.050
14	2:02.387	28.747	38.664	54.976	264.1	33:32.437
15	2:03.283	29.070	38.820	55.393	265.4	35:35.720
16	2:03.427	28.966	39.721	54.740	266.0	37:39.147
17	2:02.310	28.759	38.957	54.594	266.0	39:41.457
18	2:02.955	28.577	37.641	56.737	266.7	41:44.412
19	2:00.115	28.364	38.205	53.546	264.7	43:44.527
20	11:09.575B	28.347	37.565	...	266.7	54:54.102
21	2:22.032	46.056	40.441	55.535	122.3	57:16.134
22	2:02.172	29.374	38.887	53.911	263.4	59:18.306
23	1:59.904	28.361	38.044	53.499	266.0	1:01:18.210

570 Xin JIN CHN
Prestige Group

1	1:56.968B					1:56.968
2	2:56.675	1:13.269	42.184	1:01.222	119.7	4:53.643
3	2:03.112	29.556	39.439	54.117	261.5	6:56.755
4	2:00.902	29.216	38.215	53.471	265.4	8:57.657
5	2:02.050	28.504	37.962	55.584	266.0	10:59.707
6	2:03.363	31.368	38.101	53.894	212.6	13:03.070
7	1:59.395	28.092	37.653	53.650	266.0	15:02.465
8	1:58.949	28.059	37.698	53.192	266.7	17:01.414
9	1:59.516	28.037	37.745	53.734	265.4	19:00.930
10	3:43.792B	28.180			265.4	22:44.722
11	2:18.789	39.883	39.438	59.468	149.6	25:03.511
12	2:01.760	28.456	38.072	55.232	260.9	27:05.271
13	2:06.459	28.246	41.526	56.687	265.4	29:11.730
14	2:04.178	29.999	39.110	55.069	264.1	31:15.908
15	2:00.791	28.422	38.187	54.182	261.5	33:16.699
16	6:16.805B	30.553	37.799	5:08.453	225.0	39:33.504



EU TROFEO PIRELLI / APAC
MUGELLO FINALE MONDIALE

Free Practice

Analysis

■ Personal Best
 ■ Session Best
 B Crossing the finish line in pit lane

Lap	Time	Sector 1	Sector 2	Sector 3	T. Spd	Elapsed	Lap	Time	Sector 1	Sector 2	Sector 3	T. Spd	Elapsed
17	2:20.029	45.533	40.059	54.437	95.7	41:53.533							
18	2:08.814	28.495	38.915	1:01.404	264.7	44:02.347							